



Type	Commercial Vessel Passenger	Classification	--
Top	--	Class Type	--
Model	Commercial COI Passenger	Builder	BEACHCRAFT
Manuf. Year	2003	Naval Architect	--
Refit Year	--	Interior Design	--
LOA	26' 5" (8.05m)	Hull	Fiberglass
Beam	10' (3.05m)	Deck	--
Draft Min/Max	3' (0.91m) / --	Engines	1x, Suzuki, DF250, 250 HP
GRT	--	Max Speed	--
Fuel	--	Cruise Speed	--
Water	--	Range	--
Flag	United States	Accommodations	--

ASKING PRICE: \$99,995 USD

2




3



4



5



6




7



8



9



10



11



12



13



14



15



16



17



18



19



20



21



22




23



24



25



26



27



28




29



30



31



32



33



Overview

Electronics

- Compass
- Radio

Inside Equipment

- Marine head

Outside Equipment/Extras

- Cockpit cushions

Covers

- Bimini Top - Two tops