



Type	Boats Center Console	Classification	--
Top	--	Class Type	--
Model	--	Builder	KEY WEST
Manuf. Year	2018	Naval Architect	--
Refit Year	--	Interior Design	--
LOA	28' (8.53m)	Hull	Fiberglass
Beam	9' 8" (2.95m)	Deck	--
Draft Min/Max	1' 4" (0.41m) / 1' 8" (0.51m)	Engines	2x, Yamaha, 250 HP
GRT	--	Max Speed	--
Fuel	185 Gal	Cruise Speed	--
Water	20 Gal	Range	--
Flag	--	Accommodations	--

ASKING PRICE: **\$114,000 USD**







































Standard Features

Key features:

Engines: 2 Yamaha 250HP

Engine Hours: 320 / 320

Fuel capacity: 215 Gal

Fresh Water tank: 18 Gal

Live well(s): 2 aft

Fish Box: 1 (macerated)

Out Riggers: 2 (Revolution RUPP)

Dry weight: 5600 Lbs

Hull type: Deep-V

Engine 1

Make: Yamaha

Model: 250HP

Fuel Type: Gasoline

Year: 2018

Hours: 320

Propeller Type: 3-blade

Engine 2

Make: Yamaha

Model: 250HP

Fuel Type: Gasoline

Year: 2018

Hours: 320

Propeller Type: 3-blade

Specification details:

Electronics:

Garmin Ploter GPSmap XSV

Garmin Radar

Garmin Auto Pilot

Garmin VHF

Lenco Trim Tabs

Fusion Stereo - MS-NRX300

Rod Holders through out

Outriggers, retractible 2 (Revolution RUPP)

Battery charger and Battery monitor system

Head with holding tank

Standard Features:

LED live well lights

Folding bolster leaning post converts to twin seats with back rest.

Gas shock assisted lids throughout.
(6) 10" Pull up cleats.
Fresh water tank 18 gallon with pump.
Fish box is macerated with overboard drain.
SS through hull fittings with grounding straps and zinc.
All storage boxes drain overboard.
3 Step folding ladder stores flush in the stern.
High pressure raw water wash down system.
Trim tabs with indicators and auto retract.
Bow seating with cushions and folding back rests.
Stainless steel rub rail insert enhances appearance and durability.
Fwd console seat features folding armrests and insulated cooler beneath with overboard drain.
Bow compartments are insulated for cooler space or dry storage.
Edson SS steering wheel with knob.
Molded in seat with cushions on front of the console.
Hardtop with LED lighting, spreader lights, outrigger ready and speakers. Powder coated frame.
Porcelain electric toilet with holding tank.
Head mounted pump box with easy service access to pumps.
SS bow pulpit roller.
Recessed low profile bow rail.
Cockpit bolsters throughout.
Flush folding rear bench seat.
Bilge access door for easy service.
Sea Star hydraulic tilt steering.
All storage lids feature gas shock assists.
Cockpit bolsters.
Bow cushions.
Windlass
Recessed horizontal gunwale rod racks.
Yamaha supplied with Command Link Plus gauge
Sea Star power assist steering with tilt helm.
Courtesy lights.
Stainless Steel Hardware.
12 volt power outlet on dash.
Electric horn.
Compass.
Large Fish Box in Bow
Two Large Storage Boxes in Bow
Built-In Fuel Tank
Foam Injected Fiberglass Stringer System
High Speed Pick-Up Livewell
Self-Bailing Cockpit

Ten (10) Year Hull Warranty
No Wood-No Rot Construction

Disclaimer

The Company offers the details of this vessel in good faith but cannot guarantee or warrant the accuracy of this information nor warrant the condition of the vessel. A buyer should instruct his agents, or his surveyors, to investigate such details as the buyer desires validated. This vessel is offered subject to prior sale, price change, or withdrawal without notice.