



Type	Motor Yacht Flybridge	Classification	Unknown
Top	--	Class Type	
Model	Sport Deck	Builder	HATTERAS
Manuf. Year	1999	Naval Architect	Hatteras
Refit Year	--	Interior Design	--
LOA	74' (22.56m)	Hull	Fiberglass
Beam	18' 2" (5.54m)	Deck	Fiberglass
Draft Min/Max	5' 6" (1.68m) / 5' 6" (1.68m)	Engines	2x, Caterpillar, 3412, 1350 HP
GRT	110000 Lbs	Max Speed	24 Knots
Fuel	1596 Gal	Cruise Speed	22 Knots
Water	345 Gal	Range	--
Flag	N/A	Accommodations	1 in 4 strms 1 crew

ASKING PRICE: \$1,495,000 USD


















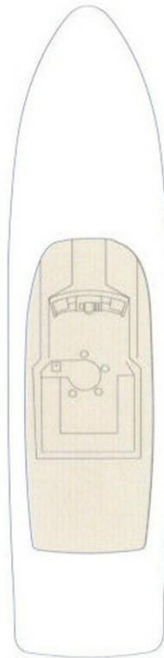


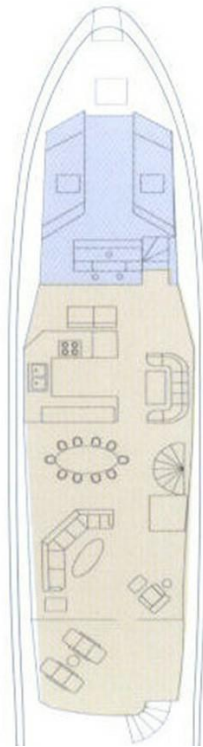
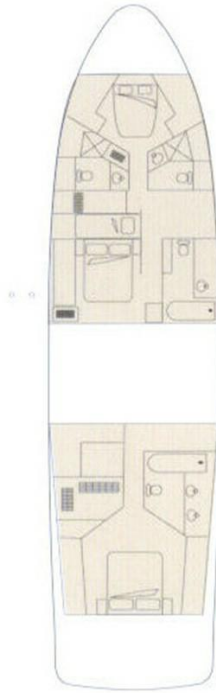












Aft deck

The Aft Deck has a hardtop for shade, features a table and four chairs, and is surrounded by custom low height rails so that the view is undisturbed. A set of curved stairs lead down from the starboard quarter to the swim platform. There is a large storage area in the transom. The aft salon bulkhead is all glass with double sliding doors.

Salon

Stepping into the Salon is an L-shaped settee with coffee table to port and a comfortable club chair opposite. A custom entertainment center/bar houses a 40" LCD flat panel TV, AM/FM stereo receiver with CD player, VCR, DSS receiver and master distribution center and Panasonic phones.

Just forward of the Salon is a staircase to access the accommodations below on the starboard side and opposite to port is a Dining area. The entire main deck has great light and visibility with large windows.

Galley

Next forward is the Galley area to port and built in dinette opposite. There is an oversized counter with glass dish storage, custom divider and lighting between the galley and salon. Flooring in the galley is maple. Equipment includes a double sink, Whirlpool dishwasher, Kitchenaid refrigerator/freezer w/icemaker, Whirlpool 4-burner electric stove, and convection/microwave oven.

Pilothouse

Next forward is the Pilothouse with maple paneling and flooring. There are sliding doors port and starboard to access the sidedecks. In this area there are also stairs and hatch to the flybridge and a stairwell to access the accommodation below. In this area you will find the AC distribution panels, DC distribution panel, DC electronics panel, AC switching panel, duplex outlets, phone outlet, searchlight, Track Vision Sat TV, autopilot, Navtex NCR 300A with paper readout, and all the appropriate features on the console.

Equipment includes: Caterpillar Vision system, Naiad stabilizers, Bow thruster, Garmin GPS Network, Roberston AP 300x autopilot 2X 3010 and 1X 3006, Sea SSB radio and hailer, Datamarine Link sounder, Datamarine Link speed log, wind speed indicator, Furuno 72 mile radar, 941 GPS with remote, Sea 156 VHF, ACR spotlight control

Master Stateroom

Master Stateroom is below aft with queen berth with adjacent night stands with drawers and built in dressers port and starboard. The head has a Jacuzzi tub and Corian countertops. The stateroom is paneled in maple, has portlights with screens, walk in cedar closet, and built in love seat. There are AC & DC light fixtures, phone, TV, stereo, VCR and DDS Sat TV.

A Fifth Stateroom/Office is on the port side just forward of the master cabin and includes built in cabinets and is wired for fax and computer. There is desk and chair, closet and upper/lower berths.

VIP Stateroom

VIP Stateroom is below amidships and features a queen bed with upholstered headboard and storage beneath, adjacent nightstands with drawers and dresser. It is paneled in maple. There are portlights with screens, cedar lined closet, AC & DC light fixtures, duplex outlets, telephone outlet, intercom to master stateroom, TV, VCR, and stereo. There is private access to the guest head with Corian countertop and integral sinks, tile flooring, shower/tub/Jacuzzi with bi-fold door, and storage cabinet.

Guest Stateroom Forward

Third Guest Stateroom is all the way forward with queen bed with storage beneath, night stand, dressers, cedar lined closet, stereo speakers and phone and private head.

Guest Stateroom Port

Fourth Guest Stateroom is forward on the port side with upper/lower berths, storage beneath and cedar lined closet. The guest head is to starboard with stall shower, counter top with integral sink and storage cabinet beneath.

Fly Bridge

Flybridge has a custom radar arch, molded fiberglass hard top and storage under the console. There are stainless grab rails, tinted acrylic windshield, console, Stidd helmsman and companion seats, U-shaped bridge seating, custom bar with icemaker, fridge, sink, stereo and light controls. Aft of the flybridge and lounge area is storage for the 13' Boston Whaler Dauntless and a Marquipt davit.

Deck Equipment

- Large swim platform with boarding ladder
- Marquipt 1500 lb full rotation davit
- Anchor with line
- Deck hawse pipe
- Fiberglass bow pulpit with stainless anchor chute & roller
- Dockside water inlets with pressure regulating valve

Electrical System

- 110/220 volt AC - 50 amp
- 2 - 240 volt - 50 amp transformer connect retractable shore cords
- 2 - 20 KW Onan generators
- 12 volt marine batteries with automatic charger
- 2 - 24 volt banks of heavy duty batteries
- Battery control panels with fuses & isolation switches
- DC distribution panels with magnetic circuit breakers, battery condition meter
- AC switching panel with volt meter, ammeter, frequency meter
- Generator start/stop controls & interlock selector breakers
- Systems monitor w/visual/audible signals for engine & gears, bilge water, fire extinguisher

discharge and AC power loss

- TV monitor system for engine room and back deck

Engine /Mechanical Equipment

- Caterpillar engine gauges
- Naiad 37 hp bow thruster off port engine
- Naiad stabilizers
- DC bilge blower
- Engine block heaters
- Fire control system w/auto & remote manual controls
- Sea Recovery 1200 gpd water maker
- Pressurized freshwater system with 40 gallon electric heater
- Sewage holding tank plumbed for dockside discharge
- Twin freshwater cooled Caterpillar engines
- Exhaust silencers
- 2 AC ventilation fans
- Remote start
- Seawater strainers
- Hour meter & water lift muffler
- Fuel tank selector manifold
- Oil change system for mains and gens
- Duplex fuel filters water separators
- Fuel priming pumps

Upgrades

Carpet replaced winter 2014

Wallpaper, stairway to master stateroom replaced winter 2014

Stairway wallpaper to forward staterooms replaced winter 2014

All wheelhouse woodwork redone summer 2014

Flooring in wheelhouse and galley replaced summer 2014

Wallpaper replaced in crew quarter head winter 2014

Wallpaper replaced in day head winter 2014

New Stidd chairs on flybridge August 2015

New dishwasher, microwave, and refrigerator 2013

New refrigerator and icemaker on flybridge 2014

Flybridge plexi wind screen replaced in 2011

All exterior windows re-caulked in 2013

New bow cushions 2013

Recovered flybridge lower helm 2014

New dinette cushions in galley 2014

Walk-through engine room layout

Generated On 4/4/2026 1:21 AM by BR-Marine Group SVC Account

20

New compressor and air handler in bow stateroom 2013

New compressor in galley 2014

Maple wood interior throughout

Remarks

Bright and comfortable layout. Also available for charter.