





OVERVIEW





TYPE	Sail	DESIGNER	Jean-Marc Piaton
LENGTH	76' (23.16m)	SPEED	8 Knots
BEAM	20' (6.1m)	ENGINES	1x, Volvo, D4 225, 225 HP
DRAFT	8' 2" (2.49m)	RANGE	
BUILDER	CNB YACHTS	FLAG	USA
HULL MATERIAL	Composite	TAXES PAID	US Duty Paid

ASKING PRICE \$2,750,000 USD

TJB SUPER YACHTS LTD SVC ACCOUNT M: T: E: INFO120120220343@TJB-SUPER-YACHTS-LTD.COM













DETAILED SPECIFICATIONS



MAIN CHARACTERISTICS

TYPE	SAIL
COUNTRY OF REGISTRY	USA
PORT OF REGISTRY BUILT	2018
REFIT	N/A
BUILDER	CNB YACHTS
NAVAL ARCHITECH	N/A
EXTERIOR DESIGNER	PHILIPPE BRIAND
INTERIOR DESIGNER	JEAN-MARC PIATON
LWL	72' (21.95M)
BEAM	20' (6.1M)
MAX DRAFT	8' 2" (2.49M)
CONSTRUCTION	N/A
HELIDECKS/HANGER	N/A

CNB 76 "Trois Vignes"

The CNB 76 was the world's best selling maxi yacht built in series with 32 hulls afloat. Inaugurating a new generation coachroof profile when this model was launched, the CNB 76 revolutionized the relationship between life aboard and the sea. Who would guess that behind these flowing lines there is more than two meters of standing headroom in the saloon with panoramic views.

Philippe Briand devoted all his expertise to the CNB 76, creating a yacht of masterful proportions that is equally suited to private use by an experienced yachting family or luxury charter with accommodations for up to three crew members. Cockpit access from the aft galley and main crew cabin affords genuine privacy. Forward of the saloon, the owner has a private stateroom and there is a VIP cabin and additional cabin amidships for guests, all ensuite. This exceptional design is also reflected on deck: the massive asymmetrical cockpit is never obstructed by sailing controls, which are sent back to the area around the helm stations and above the side decks. The longitudinal tender garage is capable of holding a Williams 385 TurboJet that can be deployed and stowed in under one minute.

Stunning light walnut interior timbers and exquisite finishings designed by Jean-Marc Piaton. The saloon is filled with natural light and offers direct views to the sea from the spacious dining and lounging areas. Superyacht quality in every detail from the professional chef equipped galley to the robust soundproofing in the engine room.

"Trois Vignes" is hull #21 of the series and has been enjoyed privately by her thoughtful owners mostly in fresh water spending winters stored ashore indoors. This yacht shows as new with open checkbook maintenance by a pro captain and pride of ownership is evident throughout. Her sail plan emphasizes ease of use by a cruising couple with hydraulic furling for the mainsail in-mast and for the genoa. Bow and stern thrusters take the drama out of docking in any marina.

Ready to sail now on Lake Michigan with an experienced captain available for delivery to Newport, Sag Harbor or beyond. Highly recommended. Offers encouraged.

Architect - Philippe Briand

To be a yacht architect is to find the magic balance between art and science. No one does that better than Philippe Briand. His designs have achieved over fifteen Yacht of the Year awards and six America's Cup campaigns. In addition, Philippe himself won two world championships as skipper. His signature sleek profile and sense of proportion combine to make the CNB 76 a stunningly beautiful, fast, easily sailed yacht to explore all oceans.

Main Characteristics

MAIN CHARACTERISTICS

DIMENSIONS

Length overall 24.85 m / 81'5

Hull Length 23.17 m / 76'

L.W.L 21.98 m / 72'1

Maximum beam 6.10 m / 20'

DRAFTS

Standard keel (cast iron fin & bulb), 14 900 kgs 3.00 m / 9'8

Optional lead keel (steel fin & lead bulb), 15 300 kgs 2.40 m / 7'9

Optional lead keel (steel fin & lead bulb), 13 400 kgs 3.00 m / 9'8

Optional lead keel (steel fin & lead bulb), 12 100 kgs 3.50 m / 11'5

Optional lifting hydraulic keel (steel fin & lead bulb), 11 900 kgs 2.10 m to 3.90 m
6'9 to 12'8

TANKAGE

Fresh water capacity 1,500 litres / 396 US Gal.

Fuel capacity 2,500 litres / 661 US Gal.

SAILS Standard mast Carbon mast (option) In mast furling (Option)

160 m²/ 1722 sq ft 172 m²/ 1851 sq ft 136 m²/ 1464 sq ft

144 m²/ 1549 sq ft 152 m²/ 1636 sq ft 144 m²/ 1549 sq ft

79 m²/ 850 sq ft 82 m²/ 882 sq ft 79 m²/ 850 sq ft

440 m²/ 4736 sq ft 480 m²/ 5166 sq ft 440 m²/ 4736 sq ft

Construction

CONSTRUCTION

- The hull and structural bulkheads are made of vacuum infused PVC foam / glass / carbon and resin sandwich. Built as per the process used for the one-off constructions for many years. Non structural bulkheads are made of vacuum infused balsa sandwich.
- Carbon fiber reinforcements on hull bottom and sheerline as well as on every bulkhead area that need extra strength.
- White gel-coat finish on the hull, white gel-coat finish on the deck and on helm seats, non-skid white gel-coat on roof.
- Watertight bulkheads forward and aft. Bulkheads are laminated and/or bonded to hull and deck.
- Deck made of composite/PVC foam sandwich is vacuum infused as well. Deck beams are carbon fiber reinforced. The entire structure is certified by Germanischer Lloyd classification society.
- Main deck is laid with teak.
- Cockpit sole and seats are laid with teak.
- Keel fitted to the hull with s/s bolts.
- Twin hanging rudders with vacuum infused rudder blades, s/s rudder stocks.
- Vectran steering cable.
- Opening transom/swim platform giving access to tender garage.

Deck Hardware and Exterior

DECK HARDWARE

- Carbon bowsprit with fixed davit.
- Electrical windlass, galvanized anchor and chain (100 m, 14 mm dia).
- S/s pushpits and pulpit.
- Lopolight® (or similar) LED navigation lights.
- Double s/s lifelines, opening gate in life line on each side.
- 8 mooring cleats and 2 fairleads.
- S/s semi-recessed chainplates.
- Self-tacking track for staysail or genoa.
- Harken® (or similar) genoa sheet rail and traveller.
- Recessed companionway sprayhood.
- Harken® turning blocks.

- Jammers.
- 2 x Harken® (or similar) primary winches in cockpit.
- 2 x Harken® (or similar) multipurpose winches in cockpit.
- 1 x Harken® (or similar) mainsail electric winch (2 speeds) in cockpit.
- 2 x Harken® (or similar) halyards and reef winches on deck at mast step, the starboard winch being electric (2 speeds).
- 2 x fiberglass steering wheels.
- Compass on each steering pedestal.
- 2 x helmsman seats with console for navigation instruments.
- 11 flush deck Lewmar® hatches.
- 2 flush Lewmar® hatches on cockpit benches (access to galley and to port aft cabin).
- 2 x accesses to lazarets in cockpit.
- 1 x access to garage from cockpit.
- 2 x accesses to liferafts lockers from cockpit.
- Teak cockpit table (option to convert it into a sunbath area).
- Space for optional fridge.

FOREPEAK

- The sail locker (forepeak) is large enough to accommodate a crew cabin.
- Large deck hatch (with exterior lock) covered with teak (or in PMMA as an option), S/s ladder.
- The standard equipment includes Lights and Handrails.
- Access to:
 - Bow thruster (optional),
 - Chain locker and windlass electrical control box,
 - Hydraulic central station for forward furlers (options).

TENDER GARAGE

- The tender garage is accessible from the transom when opened and from a deck hatch located in the cockpit.
- The garage can accommodate up to a 3.50 m RIB type tender with outboard engine, or a 3.85 m Williams type jet tender.
- Dedicated system to help getting the tender in and out of the garage. The large hydraulic aft platform spread to the sea and serve as a launching ramp.

- S/s swim ladder with teak steps integrated in the platform.
- Self-draining garage, with natural ventilation.

LAZARETS

- There is one lazaret on port, one on starboard.
- Access from cockpit or from tender garage.
- Several attachment points.
- Electric bilge pump.
- Access to steering mechanism and optional autopilot.
- Light topcoat finish.

SPARS AND RIGGING

- Silver anodised aluminium mast, 3 sets of spreaders.
- Silver anodised aluminium boom (pre-equipped for automatic reefing system).
- Rod standing rigging.
- Running rigging.
- Hydraulic vang, backstay and halyards adjusters.
- Deck and mooring lights.
- Manual genoa furling system.
- Windex®.

Engine, Water, Electrical

ENGINE

- Engine: Volvo Penta D4 - 175hp, @ 2800 rpm (optional 205hp, @ 2800 rpm)
- Sound proof engine compartment (extra density plate).
- S/s shaft.
- 3 fixed blades propeller.
- Engine control panel on starboard helm console.
- Fuel tankage: 2500 liters in two aluminum tanks, located in the middle of the boat.
- Fuel settling tank.

WATER

- 1500 litres fresh water in two s/s tanks, located in the middle of the boat.
- Pressurised hot and cold water system.
- 100l water heater on 220V, and heat exchanger from main engine.
- Fresh water shore inlet.
- Manual bilge pump.
- Electrical automatic bilge pumps.
- Grey water electric pumps with 3 x 100 L holding tanks.

ELECTRICAL

- Electrical panel 24V / 230V. Control panel in the aft area (galley).
- 1 Shoreline 63Ah.
- 17.5 Kva, 230 V generator with sound shield.
- 2 x 24V / 100 Ah battery chargers for service batteries.
- 12V alternator on main engine.
- 24V alternator on main engine, 80 Amp.
- 24V service gel batteries bank, 840 Amp/h capacity.
- 24V / 230 V / 5000W inverter.
- Main engine and generator start batteries.
- 24V interior lighting.
- 12V & 230V electric outlets.

Saloon and Galley

ACCOMMODATIONS

- Wood finish: colored oak and lacquered areas, to be chosen among 2 ambiances.
- Exposed sides of the floorboards protected via impregnation for an extra high impact resistance.
- Wide doors.
- Blinds on portholes.

- Blinds and mosquito nets on deck hatches.
- Handrails.

COMPANIONWAY

- Access to the saloon is through a sliding hatch and a retractable door (electrical in option).
- Companionway wooden steps with recessed lighting.
- Handrails.

ENGINE ROOM

- Underneath the saloon floor, the engine room is located at the most favorable place for the boat's balance.
- Access by hatches on the saloon floor, and dedicated hatch under the galley entrance steps.
- Sound insulated engine compartment.
- Fixed controlled fire extinguisher of the engine located in the saloon.
- Lights.
- 230 V outlets.
- This compartment receives the main Volvo diesel engine, the Onan generator in its soundproof cocoon, the Termodinamica air conditioning system (option), the Sea Recovery water-maker (option), the water heater, pumps, filters.
- The diesel and fresh water tanks are located on each side of the engine room.

SALOON

- Just under the deckhouse, the saloon hosts the navigation area, a convertible sofa and a dining/saloon area.
- Direct and indirect lighting via overhead and reading lights.
- Night courtesy lights & 230 V outlets.
- Numerous lockers alongside the hull and behind the seat backs.

Navigation area (starboard)

- Chart table with chart and pencil storage.
- 230 V outlets.
- Space for instruments displays, bookshelf.
- Space for audio system.

Lounge space (starboard)

- Relaxing sofa to starboard, which can be converted into two facing armchairs.

- Recessed bar behind the sofa.
- Space for an ice maker (option).

Dining area (portside)

- Large U shaped settee to port.
- Extending dining / cocktail table for 8.
- Niche for a lit painting and the optional TV on lift.

GALLEY

- The galley is located at aft to starboard, five steps underneath the saloon area, for better privacy in the saloon and forward cabins.
- Access to the cockpit via a foldable ladder beneath the opening hatch.
- Ventilation and natural light via cockpit hatch and portholes.
- Range hood.
- Direct and indirect lighting above worktops.
- Functional U shaped organization, with a bar worktop and two stools.
- Electrical distribution switchboard.
- The galley also includes:
 - Low and high storage lockers,
 - Corian™ worktop,
 - S/s double sink with single lever mixer tap,
 - Refuse bin under the sink,
 - Miele® gimbaled 4 burners electric stove and oven (gas optional),
 - Microwave linked to the inverter,
 - 140 L capacity front opening Miele® freezer (aft of galley),
 - 231 L capacity front opening Miele® fridge with 57L capacity freezer compartment (front of galley)
 - 230V outlets,
 - Fastening belt for cooking when the boat is heeling,
 - Space for Miele® dishwasher (option),
 - Space for Miele® washer-dryer, 5kgs capacity (option),
 - Space for trash compactor and sink food waste disposer (option),
 - Space for Webasto wine cooler (option),

- Space for additional Webasto fridge or freezer (option).

Accommodations

OWNER'S CABIN

- The owner's cabin is located forward and runs across the full width of the ship.
- Light and ventilation via 3 fixed hull portholes and 3 opening deck hatches.
- General lighting and reading lights.
- Double berth, 2.05m x 1.60m.
- Drawers and lockers underneath.
- Bookshelves and lockers on forward bulkhead, with recess for TV.
- Hanging locker to starboard.
- Locker to port.
- Lower lockers to port and starboard.
- Working desk to starboard.
- 230V outlets.
- The owner's cabin has a fully private en suite toilet & shower:
 - Separate shower stall with grating,
 - One fixed porthole and one opening deck hatch for light and ventilation,
 - Overhead light, and secondary light close to mirror,
 - Automatic waste water pump out to grey water holding tank,
 - TecmaTM (or similar) fresh water electric marine toilet with holding tank,
 - Washbasin with hot and cold water,
 - Bathroom cabinet with electric shaver plug,
 - Mirror, heating towel holder, toilet roll holder.

PORT GUEST CABIN

- Double lateral bed to port, 2.05m x 1.60m, with a possibility to separate it into 2 single berths.
- Drawers and lockers underneath.
- Light and ventilation via fixed hull porthole and opening deck hatch.
- General lighting and reading lights.

- Hanging locker on portside.
- Lockers.
- 230 V outlets.
- The port guest cabin has a private en suite toilet & shower:
 - Separate shower stall with grating,
 - Opening deck hatch for light and ventilation,
 - Overhead light, and secondary light close to mirror,
 - Automatic waste water pump out to grey water holding tank,
 - TecmaTM (or similar) fresh water electric marine toilet with holding tank,
 - Washbasin with hot and cold water,
 - Bathroom cabinet with electric shaver plug,
 - Mirror, toilet roll holder.

STARBOARD GUEST CABIN

- Lateral single bunk beds to starboard, 2.05m long.
- Lower bed extendable to double bed, 2.05m x 1.40m.
- Drawers and lockers underneath.
- Light and ventilation via fixed hull porthole and opening deck hatch.
- General lighting and reading lights.
- Hanging locker to starboard.
- 230 V outlets.
- The starboard guest cabin has a private en suite toilet & shower, with a second access door for day toilet.
 - Shower stall with grating,
 - Opening deck hatch for light and ventilation,
 - Overhead light, and secondary light close to mirror,
 - Automatic waste water pump out to grey water holding tank,
 - TecmaTM (or similar) fresh water electric marine toilet with holding tank,
 - Washbasin with hot and cold water,
 - Bathroom cabinet with electric shaver plug,
 - Mirror, toilet roll holder.

AFT PORT GUEST CABIN

- 2x single beds, 2.00m long. Convertible into a double bed.
- Light and ventilation via fixed hull porthole, opening portholes and opening hatch to cockpit.
- General lighting and reading lights.
- Drawers and lockers underneath.
- Hanging locker on portside.
- Lockers alongside.
- 230 V outlets.
- The aft port cabin has a private en suite toilet & shower:
 - Separate shower stall with grating,
 - Electric ventilation,
 - Overhead light, and secondary light close to mirror,
 - Automatic waste water pump out to grey water holding tank,
 - TecmaTM (or similar) fresh water electric marine toilet with holding tank,
 - Washbasin with hot and cold water,
 - Bathroom cabinet with electric shaver plug,
 - Mirror, toilet roll holder.

Disclaimer

This yacht is subject to prior sale, price change or withdrawal without notice. The information provided is for general descriptive purposes only and a buyer should instruct his agents to inspect the vessel to verify its specifications, equipment, condition and value. Some photos may be of sisterships.

Disclaimer

The company offers the details of this vessel in good faith but cannot guarantee or warrant the accuracy of this information nor warrant the condition of the vessel. A buyer should instruct their agents, or their surveyors, to investigate such details as the buyer desires validated. This vessel is offered subject to prior sale, price change, withdrawal without notice, and tax when applicable.



Trois Vignes



Trois Vignes

+44 (0) 207 183 4393 • ENQUIRIES@TJBSUPERYACHTS.COM

24.11 CODA STUDIOS, 189 MUNSTER ROAD, FULHAM, LONDON, SW6 6AW, UK