



OVERVIEW







TYPE	Motor	DESIGNER	Johnson Yachts
LENGTH	80' (24.38m)	SPEED	21 Knots
BEAM	20' 9" (6.32m)	ENGINES	2x, MAN, D2842 LE433, 1550 HP
DRAFT	6' 1" (1.85m)	RANGE	
BUILDER	JOHNSON	FLAG	N/A
HULL MATERIAL	Fiberglass	TAXES PAID	US Duty Paid

ASKING PRICE \$6,150,000 USD

TJB SUPER YACHTS LTD SVC ACCOUNT M: T: E: INFO120120220343@TJB-SUPER-YACHTS-LTD.COM



JOHNSON 80' SKYLOUNGE W/FISHING COCKPIT



JOHNSON 80' SKYLOUNGE W/FISHING COCKPIT



JOHNSON 80' SKYLOUNGE W/FISHING COCKPIT

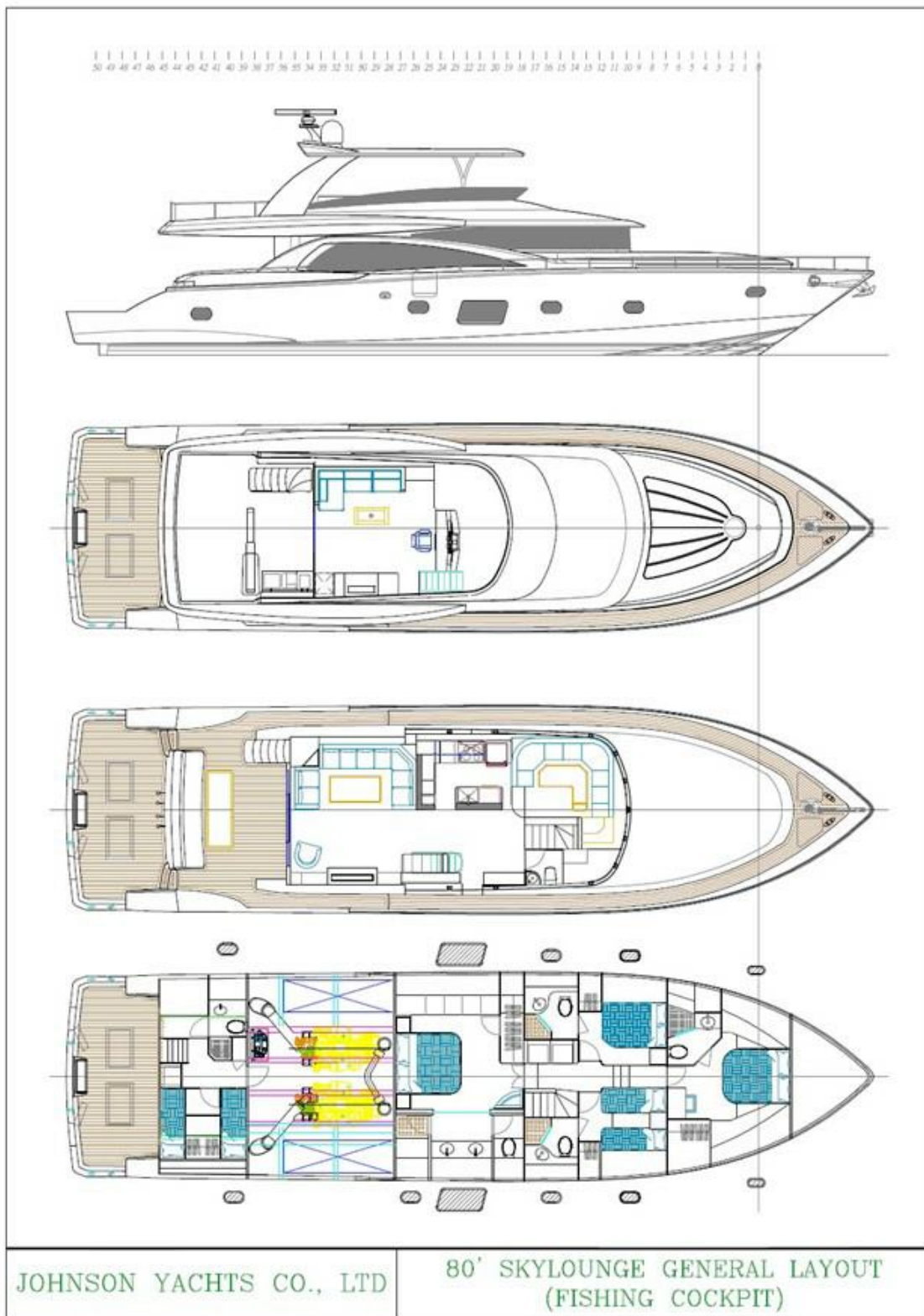




JOHNSON 80' SKYLOUNGE W/FISHING COCKPIT



JOHNSON 80' SKYLOUNGE W/FISHING COCKPIT





JOHNSON 80' SKYLOUNGE W/FISHING COCKPIT

DETAILED SPECIFICATIONS



MAIN CHARACTERISTICS

TYPE	MOTOR
COUNTRY OF REGISTRY	N/A
PORT OF REGISTRY BUILT	2025
REFIT	N/A
BUILDER	JOHNSON
NAVAL ARCHITECH	N/A
EXTERIOR DESIGNER	DIXON YACHT DESIGN
INTERIOR DESIGNER	JOHNSON YACHTS
LWL	62' 10" (19.15M)
BEAM	20' 9" (6.32M)
MAX DRAFT	6' 1" (1.85M)
CONSTRUCTION	N/A
HELIDECKS/HANGER	N/A



JOHNSON 80' SKYLOUNGE W/FISHING COCKPIT

I. HULL & DECK - EXTERIOR GENERAL

1. MAIN DECK-TEAK 14MM
2. STAINLESS STEEL AND NYLAC INTEGRAL ROLLERS & CHAIN STOPPER FOR ANCHOR CHAIN WITH GROOVE MACHINED INTO ROLLER
3. 250 FEET GALVANIZED CHAIN (3/8")
4. MAXWELL HYDRAULIC WINDLASS VWC4000 (SINGLE)
5. STAINLESS STEEL 120 LB ANCHOR (SINGLE)
6. FRESH WATER ANCHOR CHAIN WASHDOWN PLUS OUTLET ON FOREDECK FOR HOSE ATTACHMENT
7. HEAVY DUTY 316# S/S HANDRAIL & STANCHIONS IN ELLIPTICAL S/S
8. HEAVY DUTY 316# S/S CLEATS AND FAIRLEADS WITH 2 EXTRA POP UP CLEATS ON AFT PLATFORM
9. BLACK TEMPERED SAFETY GLASS LAMINATED 5MM+ 5MM GLASS
10. STAINLESS STEEL SALOON PNEUMATIC SALOON SLIDING DOOR WITH PUSH BUTTON AND SAFETY SENSORS
11. PANTOGRAPH STYLE SIDE DOOR IN DECK HOUSE (PORT ONLY)
12. MANSHIP ELLIPTICAL STAINLESS STEEL PORT LIGHTS
13. S/S RUB RAIL W/RUBBER INSERT AROUND HULL & DECK JOINT
14. STERN CAPSTAN MAXWELL VC1500 24V x 2
15. AFT DECK SEATING W/ CUSHIONS IN SUNBRELLA OUTDOOR FABRIC
16. AFT DECK TABLE WITH PROTECTIVE COVER
17. LOW LEVEL LED COURTESY LIGHTS ON SIDE DECK
18. LOW LEVEL LED COURTESY LIGHTS ON AFT DECK
19. STAIRS TO FLYBRIDGE WITH TEAK LAID DECKING TREADS
20. LARGE TEAK INLAY SWIM PLATFORM WITH CURVED STAIRWAY TO AFT DECK
21. HOT & COLD SWIM SHOWER
22. S/S SWIM LADDER
23. LAZARETTE STORAGE FOR FENDERS
24. ONE SET OF ENGINE AND THRUSTER CONTROLS FITTED TO STBD OR PORT AFT COAMING
25. HYDRAULIC SWIMMING PLATFORM (BESENZONI PL850 OR EQUIVALENT W/1873 LBS.LIFTING CAPACITY

II. UNDERWATER GEAR

1. 5 BLADE BRONZE PROPELLERS x 2
2. BRONZE P-BRACKETS x 2
3. S/S AQUATECH 22HS SHAFTS 3 ½" DIAMETER x 2
4. SHAFT SEAL AND SHAFT LOGS TIDES MARINE SHAFT LIP SEAL GLANDS 3 ½" x 5 ½" AND DURAMAX MARINE CUTLASS BEARINGS
5. HIGH PERFORMANCE S/S RUDDERS USING AQUATECH 22 STAINLESS STEEL STOCKS WITH TIDES MARINE SHAFT LIP SEAL GLANDS AND BRONZE BEARING
6. ANTI-FOULING BOTTOM PAINT
SEA HAWK PRIMER SYSTEMS TUFF STUFF 1284 GREY OR 1285 WHITE
SEA HAWK SELF-POLISHING COPOLYMER ANTIFOULING CUKOTE 3445 BLACK
OR 3430 DARK BLUE
7. BOOT TOP STRIPE SIZE 3" COLOR: BLACK, BLUE OR RED
8. FULL CATHODIC BONDING SYSTEM TO ZINC ANODES
9. SEAWATER STRAINERS FOR ENGINES, GENSET AND AIR-CONDITIONER
10. SEACOCKS ON ALL UNDERWATER FITTINGS
11. HYDRAULIC BOW THRUSTER
12. HYDRAULIC STERN THRUSTER
13. "AT REST" STABILIZERS
14. UNDERWATER EXHAUST SYSTEM WITH MUFFLERS AND BYPASS
15. HYDRAULIC STEERING BY HYNAUTIC MODEL PSHC5803 WITH POWER STEERING

III. SKY LOUNGE

1. TEAK FLOOR WITH 14MM TEAK AND HOLLY WITH MATT FINISH
2. INSTRUMENT CONSOLE UPHOLSTERED WITH LEATHER
3. ACCESS HATCH AND STAIRS TO SALOON IN S/S WITH TEAK TREADS
4. HIGH QUALITY BUILT IN LEATHER COUCH & SMALLER COFFEE TABLE
5. HYDRAULIC STEERING HYNAUTIC PSHC5803
6. ENGINE CONTROL AND INSTRUMENTATION
7. MAGNETIC COMPASS



JOHNSON 80' SKYLounge W/FISHING COCKPIT

8. CHOICE OF (I) GARMIN OR (II) RAYMARINE NAVIGATION SYSTEM

I. GARMIN

GPSMAP® 8617 17" FULLY-INTEGRATED MULTI-TOUCH MFD x 2
GMI 20 MARINE INSTRUMENT DISPLAY x 1
GMR FANTOM™ 4"/40W/72NM, SOLID-STATE, OPEN-ARRAY RADAR x 1
GARMIN VHF 210 MARINE RADIO x 1
GARMIN AIS 600 CLASS B TRANSCEIVER x 1
GHP™ 20 MARINE AUTOPILOT SYSTEM WITH SMARTPUMP x 1
GARMIN GSD 25 MARINE NETWORK SOUNDER 2KW x 1

II. RAYMARINE

RAYMARINE GS15.4" GLASS BRIDGE MULTIFUNCTIONAL DISPLAY WITH WI-FI x 2
RAYMARINE 170 MULTIFUNCTION COLOR DISPLAY x 1
RAYMARINE 48" HD COLOR OPEN ARRAY AND 4KW PEDESTAL x 1
RAYMARINE RAY218E VHF RADIO x 1
RAYMARINE AIS 650 CLASS B TRANSCEIVER x 1
RAYMARINE EVOLUTION AUTOPILOT WITH P70R CONTROL HEAD & ACU-400
ACTUATOR CONTROL UNIT x 1
RAYMARINE CP100 DOWNVISION FISHFINDER x 1

9. STABILIZER CONTROL AND MONITORING DISPLAY

10. ABT BOW & STERN THRUSTER CONTROL PANEL

11. CCTV SYSTEM WITH 8 CHANNEL NETWORK DVR, 5 CAMERAS WITH 2 IN THE ENGINE ROOM AND 2 ON AFT DECK, AND ONE ON FOREDECK FACING WINCH

12. RUDDER INDICATOR

13. FUEL GAUGE HEADHUNTER TS-3000 SERIES

14. SEARCH LIGHT PAR 60010-2024 WITH JOYSTICK CONTROL

15. FUSION STEREO SYSTEM

MS-AV700I DVD / RECEIVER-WITH FUSION LINK.
MS-CL602 6" MARINE CEILING MOUNT SPEAKERS x 4
MS-BT200 BLUETOOTH ADAPTER MODULE FOR SIRIUS PORT

16. POP UP TV CABIN W/ 32" LCD TV

17. APPLE TV

18. LOW LEVEL LED COURTESY LIGHTS 24V

19. LIGHTS UNDER RADAR ARCH LED 24V

20. S/S GRAB RAIL AROUND BAR UNIT

21. LED INDIRECT LIGHTING UNDER WET BAR AND SEATING

22. BUELL AIR HORN

23. LEBROC LX DOUBLE WIDE TWO SEATER HELM SEAT

24. S/S STEERING WHEEL

IV. ENGINE PROPULSION & E/R EQUIPMENT

1. MAN D2842 LE433 1550HP/2300RPM ENGINE
ZF TRANSMISSION ZF2050A, 2.029:1 RATIO
2. ONE DUAL RACOR FILTER FOR EACH ENGINE
3. GENERATOR RACOR FILTER FOR EACH GENSET
4. VAN CAPPELLEN DESIGN DOUBLE SOUND & HEAT INSULATED MATERIAL
WITH FOAM & LEAD COMBINATION THRUOUT ENGINE ROOM
5. WELL PLANNED, SPACIOUS E/R WITH WHITE PAINTED FINISH AND GREY
NON-SKID RUBBER FLOORING
6. FUEL TANKS WITH ELECTRIC SENDING UNITS
HEADHUTER TS-3000 SERIES
7. AUTOMATIC FIRE EXTINGUISHER
SEAFIRE FM-200
8. EXTRACTOR FANS
DELTA "T" SYSTEM WITH AUTOMATIC VENT CLOSURE IF FIRE
9. E/R AC FLOURESCENT LIGHTS & LED DC DOME LIGHTS
10. MANUAL BILGE PUMP WITH PICKUP AT LOWEST POINT WHEN VESSEL
IS AT REST
11. HIGH VOLUME AC F.W. PRESSURE PUMP AND ONE 24V DC PUMP FOR BACK UP
HEADHUNTER MARCH 5 M5-115 AC PUMP
GROCO PSR 4000004-24 24V DC PUMP
12. CHILLED WATER AIR CONDITIONING
CRUISAIR AIR CONDITIONING 96,000 BTU
13. WATER MAKER - AQUA WHISPER DX 450 450GPD x 2
14. OIL CHANGING PUMP FOR ENGINES, GENERATORS AND TRANSMISSIONS
15. GENERATOR 1 ONAN QD MDKDS 29 KW 60HZ
GENERATOR 2 ONAN QD MDKBU 29 KW 60HZ (OPTION)
16. WATER HEATERS - TORRID 20 GALLONS x 2
17. EMERGENCY TILLER
18. HYDRAULIC PUMP ON EACH ENGINE FOR THRUSTERS, STABILIZERS AND STEERING
19. CENTRAL VACUUM CLEANER (NUTONE CV352 110V/220V SYSTEM)



JOHNSON 80' SKYLOUNGE W/FISHING COCKPIT

V. ELECTRICAL

1. 110V/220 AC ELECTRICAL SYSTEM
2. DC 24V SYSTEM
3. 75' GLENDINNING CABLE MASTER - 50 AMP x 2 SETS
4. BATTERY CHARGER FOR 24V CIRCUIT
5. BATTERY CHARGER FOR 12V CIRCUIT
6. ALTERNATOR SPLIT CHARGING SYSTEM LINKED CHARGING THE HOUSE BANKS WITH BEP HIGH CHARGE REGULATORS FITTED
7. 4 x 255AMP/HR 12v GELL CELL SEALED BATTERIES FOR SHIP SERVICE
8. 225AMP/HR GELL CELL SEALED BATTERIES FOR ENGINES x 4
9. 210AMP/HR GELL CELL SEALED BATTERIES FOR GENSET x 1
10. AC SOCKETS THROUGHOUT THE BOAT
11. GFI PROTECTION FOR AC REQUIRED SOCKETS
12. BEP BATTERY SELECT SWITCH
13. MAIN ELECTRICAL PANEL INCLUDES AC & DC CIRCUIT BREAKERS WITH 4 PANELS (E/R, HELM, A/C AND DC) WITH AUTOMATIC BACKLIGHTING WHEN DOOR OPENS
14. ANTI-ELECTROLOSIS BONDING SYSTEM
15. AUTOMATIC ISOLATING & BOOSTER TRANSFORMER - 50AMP x 2
16. GENERATORS: (2) Onan QD MDKDS 29kW



JOHNSON 80' SKYLOUNGE W/FISHING COCKPIT

VI. PLUMBING SYSTEM

1. 100 GALLON BLACKWATER HOLDING TANK WITH MACERATOR PUMP
2. "Y" VALVE FOR HOLDING TANK OVERBOARD PUMP OUT
3. HOLDING TANK LEVEL INDICATOR HEADHUNTER
4. SUMP PUMP FOR SHOWER
5. MARINE GRADE LINES FOR FRESH WATER SYSTEM
6. S/S WATER TANK WITH SENDING UNI- 350 GALLONS
7. SIGHT GAUGES FOR FUEL AND WATER TANKS
8. DOCKSIDE FRESH WATER INLET
9. COLOR CODED PIPING FOR EASY IDENTIFICATION
10. BRONZE INTAKE VALVES FOR ALL THRU-HULL FITTINGS
11. MANIFOLD FOR OVERBOARD DISCHARGES TO MINIMIZE NUMBER OF THRU-HULL FITTINGS
12. FRESH WATER SEALAND VACUUM TOILET SYSTEM
13. HIGH WATER BILGE ALARM IN ENGINE ROOM, FORWARD BILGE AND LAZARETTE COMPARTMENTS x 6 WITH MIMIC PANEL AT HELM
14. BILGE PUMP x 6 RULE 3700 GPH PUMPS WITH FLOAT SWITCHES WITH HIGH WATER ALARMS

VII. INTERIOR FINISH

1. INTERIOR JOINERY IN MAHOGANY OR CHERRY, BURR WOOD AND IVORY LACQUER WITH A CHOICE OF UPHOLSTERY FABRICS

VIII. GALLEY

1. ELECTRIC REFRIGERATOR/FREEZER - G.E. LATEST MODEL
2. COOKTOP - G.E. LATEST MODEL
3. OVEN - G.E. LATEST MODEL
4. MICROWAVE W/EXTRACTOR FAN - G.E. LATEST MODEL
5. S/S SINK
6. HOT AND COLD WATER
7. TRASH COMPACTOR - G.E. LATEST MODEL
8. DISHWASHER - G.E. LATEST MODEL
9. DOUBLE AC SOCKETS x 2
10. CUPBOARD,DRAWERS AND STOWAGE
11. TEAK FLOOR OR MARBLE FLOOR
12. OVERHEAD STORAGE ABOVE GALLEY BENCH

IX. SALOON

1. DINING AREA IN UPPER SALOON
2. PNEUMATIC SALOON SLIDING DOOR WITH PUSH BUTTON AND SAFETY SENSOR DEVICE
3. 42" LCD TV
4. BOSE LIFESTYLE 535 SERIES III HOME THEATER SYSTEM
5. PIONEER BDP-160 BLU-RAY DISC PLAYER
6. APPLE TV
7. HIGH QUALITY LEATHER COUCH IN LOWER SALOON BUILT IN CURVED SEATING
8. MAIN CONTROL PANEL AC/DC
9. LOW LEVEL LIGHTS 24V LED
10. CEILING LED LIGHTING 24V
11. COFFEE TABLE



JOHNSON 80' SKYLOUNGE W/FISHING COCKPIT

X. MASTER STATEROOM

1. KING SIZE BERTH
2. STORAGE BENEATH BERTH
3. DRAWERS IN BASE OF BERTH
4. VANITY
5. COUCH
6. WALK-IN CLOSET FINISHED IN CEDAR WOOD
7. LED CEILING LIGHTING 24V
8. READING LIGHTS 24V x 2
9. LARGE SIDE WINDOWS 3 x MANSHIP S/S W/ 2 FIXED AND ONE OPENING
10. 42" LCD TV
11. FUSION MS-205 RECEIVER/MEDIA PLAYER WITH FULL IPOD/IPHONE CONTROL
MS-CL602 6" MARINE CEILING MOUNT SPEAKERS x 4
MS-BT-200 BLUETOOTH ADAPTER MODULE FOR SIRIUS PORT
12. PIONEER BDP-160 BLU-RAY DISC PLAYER
13. APPLE TV

XI. MASTER EN SUITE SHOWER ROOM

1. VACUUM TOILET - SEALAND VACUUM TOILET (BONE COLOR)
2. WASH BASIN WITH MABLE COUNTERTOP
3. HOT & COLD WATER
4. FAUCET AND FITTINGS
5. MIRROR AND MIRROR CEILING
6. LACQUER FINISH ABOVE BASIN COUNTERTOP
7. VENEER FINISH BELOW BASIN COUNTERTOP
8. EXTRACTOR FAN
9. AC DOUBLE SOCKET WITH GFI
10. LARGE SHOWER W/LACQUER FINISH AND MARBLE FLOORS
11. LED CEILING LIGHTS 24V
12. MARBLE FLOOR

XII. FORWARD (VIP) STATEROOM

1. DOUBLE BERTH
2. STORAGE BENEATH BERTH
3. DRAWERS IN BASE OF BERTH
4. WALK-IN CLOSET FINISHED IN CEDAR WOOD
5. DRESSING TABLE W/STOOL
6. READING LIGHTS 24V x 2
7. LED CEILING LIGHTS 24V
8. AC DOUBLE SOCKETS
9. 32" LCD TV
10. FUSION MS-AV700I DVD / RECEIVER - WITH FUSION LINK
MS-CL602 6" MARINE CEILING MOUNT SPEAKERS x 4
MS-BT-200 BLUETOOTH ADAPTER MODULE FOR SIRIUS PORT
11. APPLE TV

XIII. FORWARD (VIP) EN SUITE SHOWER ROOM

1. VACUUM TOILET - SEALAND VACUUM TOILET (BONE COLOR)
2. WASH BASIN WITH MABLE COUNTERTOP
3. HOT & COLD WATER
4. FAUCET AND FITTINGS
5. MIRROR AND MIRROR CEILING
6. LACQUER FINISH ABOVE BASIN COUNTERTOP
7. VENEER FINISH BELOW BASIN COUNTERTOP
8. EXTRACTOR FAN
9. AC DOUBLE SOCKET WITH GFI
10. LARGE SHOWER W/LACQUER FINISH AND MARBLE FLOORS
11. LED CEILING LIGHTS 24V
12. MARBLE FLOOR

XIV. PORT GUEST CABIN

1. TWO SINGLE BERTHS
2. UNDER BERTH STORAGE
3. READING LIGHTS 24V x 2
4. LED CEILING LIGHTS 24V x 2
5. HANGING LOCKER
6. PULLMAN BERTH
7. 32" LCD TV
8. FUSION MS-AV700I DVD / RECEIVER - WITH FUSION LINK
MS-CL602 6" MARINE CEILING MOUNT SPEAKERS x 4
MS-BT-200 BLUETOOTH ADAPTER MODULE FOR SIRIUS PORT
9. APPLE TV



JOHNSON 80' SKYLOUNGE W/FISHING COCKPIT

XV. PORT TOILET/SHOWER ROOM

1. VACUUM TOILET - SEALAND VACUUM TOILET (BONE COLOR)
2. WASH BASIN WITH MABLE COUNTERTOP
3. HOT & COLD WATER
4. FAUCET AND FITTINGS
5. MIRROR AND MIRROR CEILING
6. SEPARATE SHOWER COMPARTMENT W/LACQUER FINISH AND MARBLE FLOORS
7. AC DOUBLE SOCKET WITH GFI
8. LACQUER FINISH ABOVE BASIN COUNTERTOP
9. VENEER FINISH BELOW BASIN COUNTERTOP
10. EXTRACTOR FAN
11. LED CEILING LIGHTS
12. MARBLE FLOOR
13. FULL HEIGHT WASHER/DRYER - G.E. LATEST MODEL

XVI. STARBOARD GUEST CABIN

1. DOUBLE BERTH
2. UNDER BERTH STORAGE
3. READING LIGHTS 24V x 2
4. LED CEILING LIGHTS 24V x 2
5. HANGING LOCKER
6. 32" LCD TV
7. FUSION MS-AV700I DVD / RECEIVER - WITH FUSION LINK
MS-CL602 6" MARINE CEILING MOUNT SPEAKERS x 4
MS-BT-200 BLUETOOTH ADAPTER MODULE FOR SIRIUS PORT
8. APPLE TV

XVII. STARBOARD TOILET/SHOWER ROOM

1. VACUUM TOILET - SEALAND VACUUM TOILET (BONE COLOR)
2. WASH BASIN WITH MABLE COUNTERTOP
3. HOT & COLD WATER
4. FAUCET AND FITTINGS
5. MIRROR AND MIRROR CEILING
6. SEPARATE SHOWER COMPARTMENT W/LACQUER FINISH AND MARBLE FLOORS
7. AC DOUBLE SOCKET WITH GFI
8. LACQUER FINISH ABOVE BASIN COUNTERTOP
9. VENEER FINISH BELOW BASIN COUNTERTOP
10. EXTRACTOR FAN
11. LED CEILING LIGHTS 24V
12. MARBLE FLOOR

XVIII. CREW QUARTERS

1. ENTRANCE DOOR FROM TRANSOM
2. TWO SINGLE BERTHS
3. READING LIGHTS 24V x 2
4. LED CEILING LIGHTS
5. AC DOUBLE SOCKET
6. HANGING LOCKER
7. HOT & COLD TO WASH BASIN AND SHOWER WITH MARBLE COUNTERTOP AND FLOOR
8. VACUUM TOILET - SEALAND VACUUM TOILET (BONE COLOR)
9. 24" LCD TV
10. FUSION MS-AV700I DVD / RECEIVER - WITH FUSION LINK
MS-CL602 6" MARINE CEILING MOUNT SPEAKERS x 4
MS-BT-200 BLUETOOTH ADAPTER MODULE FOR SIRIUS PORT
11. APPLE TV



JOHNSON 80' SKYLOUNGE W/FISHING COCKPIT

XIX. FISHING COCKPIT

1. CATCH WELL, UNDER DECK
2. LIVE BAIT WELL WITH PUMP AND LIGHT
3. 8 FLUSH MOUNTED ROD HOLDERS SURROUND THE FISHING COCKPIT AND ROCKET LAUNCHER

XX. REMARKS

Please note, this is an unbuilt new construction project which has not yet been started.

Listing broker has a list of popular options and prices, however, the standard equipment list above is very complete! Completion time is approximately 9-12 months depending on other yard projects.

*****OPTIONS UPON REQUEST*****

*****ALL SPECIFICATIONS SUBJECT TO CHANGE WITHOUT NOTICE *****

COMMENT

Since this is a new build offering, all photos are of previous projects. Exact layout, wood and stone selection are buyer's choice.

Price FOB Taiwan and includes U.S. Duty and Pre-Delivery Commissioning

Disclaimer

Specifications are provided for informational purposes only. Data was obtained from sources believed reliable but is not guaranteed by owner or brokers. Buyer assumes responsibility to verify all speeds, capacities, consumption's and other measurements contained herein and otherwise provided and agrees to instruct his agents to confirm such details prior to purchase. Vessel is subject to prior sale, price and inventory changes and withdrawal from market without notice.

Disclaimer

The company offers the details of this vessel in good faith but cannot guarantee or warrant the accuracy of this information nor warrant the condition of the vessel. A buyer should instruct their agents, or their surveyors, to investigate such details as the buyer desires validated. This vessel is offered subject to prior sale, price change, withdrawal without notice, and tax when applicable.



JOHNSON 80' SKYLOUNGE W/FISHING COCKPIT



JOHNSON 80' SKYLOUNGE W/FISHING COCKPIT

+44 (0) 207 183 4393 • ENQUIRIES@TJBSUPERYACHTS.COM

24.11 CODA STUDIOS, 189 MUNSTER ROAD, FULHAM, LONDON, SW6 6AW, UK