



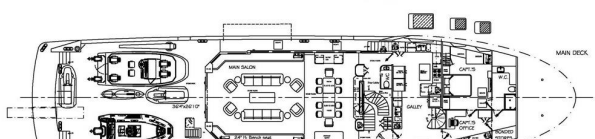
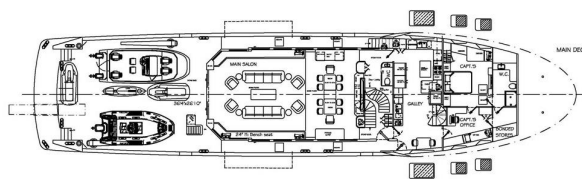
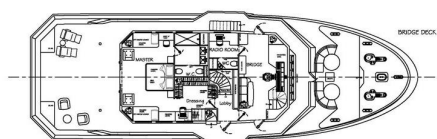
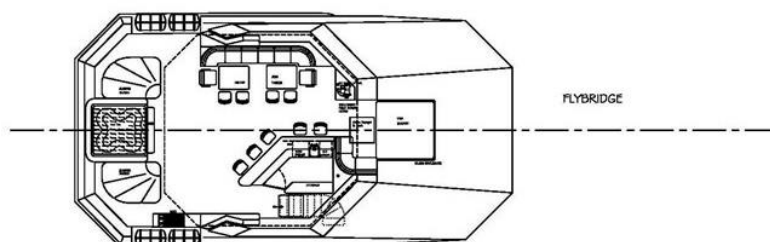
OVERVIEW



TYPE	Motor	DESIGNER	Kirschstein Design
LENGTH	132' (40.23m)	SPEED	12 Knots
BEAM	30' 9" (9.37m)	ENGINES	2x, Caterpillar, C18 Acert B rated 2100 rpm, 671 HP
DRAFT	8' 2" (2.49m)	RANGE	6000
BUILDER	ALL OCEAN YACHTS	FLAG	Marshall Islands
HULL MATERIAL	Steel	TAXES PAID	No Duty Paid

ASKING PRICE \$16,763,233 USD

TJB SUPER YACHTS LTD SVC ACCOUNT M: T: E: INFO120120220343@TJB-SUPER-YACHTS-LTD.COM





SUPER YACHTS

All Ocean Yachts-Bray Ocean Rover 132



DETAILED SPECIFICATIONS



MAIN CHARACTERISTICS

TYPE	MOTOR
COUNTRY OF REGISTRY	MARSHALL ISLANDS
PORT OF REGISTRY BUILT	2027
REFIT	N/A
BUILDER	ALL OCEAN YACHTS
NAVAL ARCHITECH	N/A
EXTERIOR DESIGNER	BRAY
INTERIOR DESIGNER	KIRSCHSTEIN DESIGN
LWL	129' 9" (39.55M)
BEAM	30' 9" (9.37M)
MAX DRAFT	8' 2" (2.49M)
CONSTRUCTION	N/A
HELIDECKS/HANGER	N/A



All Ocean Yachts-Bray Ocean Rover 132

Description

All Ocean Yacht is pleased to announce the design release of its latest Explorer Yacht, the All Ocean 133' (40.5m.) Bray Design, AH (All Hemispheres) OCEAN ROVER Explorer Yacht. Bray Yacht design utilized their awarding winning high efficiency hull design and created the basic design and layouts, then a team approach was employed to refine all aspects of the vessel to assure it exceeds the mission parameters of a worldwide exploration and charter vessel capable of operations in all hemispheres.

The team members involved are Pat Bray of Bray Design, All Ocean Yachts, Winston Clarke ex-captain of Bigfish, Michael Kirschstein of Kirschstein Design and David Darwent, D2 Project Management. The team brings a superb balance of design expertise and practical experience to the design and build that is rare to find. This team created a highly seaworthy, low maintenance and operating cost vessel with features that you rarely see in a vessel in this size range.

The AOY AH OCEAN ROVER is a highly flexible platform that can be configured to meet a host of different uses, extended cruising, remote exploration, scientific work and worldwide charter operations in All Hemispheres.

Among many of the AH OCEAN ROVER's exceptional features is the extensive use of glass to create an atmosphere that allows the owner and guests to always be interactive with the environment they are in. The primary layout has an owner's deck behind the wheelhouse that allows for stunning views from all areas of the owner's suite. In addition they have a large private aft deck that can be configured to their requirements, from lounging to workout area. The aft deck overlooks the massive tender deck which can accommodate a wide variety of boats and toys. The deck can comfortably fit a primary tender of up to 32' (9.5m), secondary tender up to 24' (7.3m), a number of small water craft or a submarine and smaller tenders. In addition to all of the flexibility of watercraft selection, the deck can also accommodate a helicopter landing pad. When the watercraft are all deployed the boat deck is transformed into a huge beach with easy water access, plus there are fold down glass balconies to port and starboard that all relax out over the water.

In addition to the multi use main deck space there is an expansive flybridge dedicated to guest relaxation in all weather conditions. The flybridge has a large dining area and bar and there is a forward sun pad and seating, all of which are positioned to take advantage of the stunning vistas available from this area. At the aft section is a large hot tub and raised sun pad. The main section of the flybridge is covered by a hard top and can be heated or cooled as required for use in all hemispheres. This is a dedicated relaxation zone, where guest will say "AH" as they enjoy its many features. In addition to the flybridge seating there is a comfortable foredeck seating area.

The main saloon incorporates large windows with a transforming use interior where the formal dining zone changes into an entertainment area. The glass fold-down bulwarks combine with the low lounging area to bring forth an uninterrupted view of exotic land and seascapes.

The lower deck features four large guest cabins with extra large port lights to provide enhanced natural light and viewing.

The AOY AH OCEAN ROVER's mission profile demands that she has exceptional crew accommodations to handle the extended passage and remote area operations. The OCEAN ROVER can be operated in traditional cruising areas with smaller crew. However she has been designed to accommodate all of the additional crew members that are necessary and often not considered during design when creating a world exploration vessel, such as dive instructors, fishing guides, pilots, nannies, instructors and others.

The whole design team is dedicated to making all aspects of operation efficient and "GREEN" by incorporating proven technologies and cutting edge developments.

The OCEAN ROVER will incorporate extensive solar cells and shaft generators with the new TESLA battery power supply system to reduce the generator sizes and enhance operation of the vessel in a wide variety of operating parameters.



All Ocean Yachts-Bray Ocean Rover 132

Hull and House structure

MATERIAL

The hull shall be of "Marine Grade" steel and the superstructure shall be constructed of "Marine Grade" aluminum alloy. The superstructure joint will be Tri-clad or similar. Weld seams on the exterior are to be smoothed where needed before being faired over. All practical means will be taken to reduce distortion in any of the plates. This will be done by the use of proper weld sequencing, temporary strong backs, permanent panels, stiffeners, etc. All steel cut by shall have its edges which will not be welded ground to an approximate 3mm radius as soon as practical after being cut and before being welded into the structure. Where practical, the edges shall be primed using Builder's standard primer. Sand blast and zinc paint tank tops, sides and bilges to waterline in guest and master stateroom compartments.

HULL SUBDIVISION

The vessel's hull shall be subdivided by transverse and longitudinal watertight and or oil tight bulkheads as shown on the contract drawings and consist of the following compartments:

1. Forepeak
2. Crews quarters
3. Guest stateroom #1 Compartment
4. Guest stateroom # 2 Compartment
6. Engine Room
7. Lazarette

FRAMING

The vessel shall be longitudinally framed throughout. The vessel's framing shall be of the transverse system throughout. The structure shall consist of steel plating and shapes as required to meet A.B.S. design requirements for vessels of this type. Stanchions and supports will be provided where required to support concentrated loads, deck machinery, etc. Swash plates will be furnished in tanks where required to minimize free surface effect of fluids in the tank. Limber and vent holes shall be provided to assure proper drainage and eliminate entrapment of air and liquid pockets. Transverse frame spacing shall be on 500mm (19.68") centers.

BULKHEADS

The hull bulkheads shall be arranged as shown on the contract drawings and shall be of steel corrugated plate, or the bulkheads shall have properly sized stiffeners to comply with A.B.S. standards. All penetrations through watertight bulkheads shall be installed strictly in accordance with A.B.S. requirements.

DECK PLATING

Shall be to specifications and meet or exceed A.B.S. requirements. Where deck stiffeners are eliminated due to deck openings the stiffeners shall be headed with properly sized members.

TANKS

The hull shall incorporate integral steel tanks for fuel, water and other liquids as specified. Access manholes shall be fitted on tank tops, or tank sides if tops are not practical, of the fuel tanks to facilitate inspection and cleaning. All other tanks will have manholes on the top or sides if top location is not practical. Location of manholes is to be such that it does not detract from the decor in accommodation spaces as per Designer's drawings. Vents above deck level for all tanks to be 316l stainless steel. Per section 4.19 tanks to have sight glasses or dipstick and



All Ocean Yachts-Bray Ocean Rover 132

electronic monitoring.

MAIN ENGINE BED

The girders for the main engines shall be designed to be a structural member of the hull with sufficient strength and rigidity. The engine girders shall extend as far forward and aft as practicable and shall be well braced athwartships to ensure that maximum working stresses shall be evenly transmitted to the hull.

HULL STRUCTURE

IN GENERAL, the following sizes and thickness shall be used in the hull construction, shall be to Designer's specifications and meet or exceed A.B.S. requirements. Where deck stiffeners are eliminated due to deck openings the stiffeners shall be headed with properly sized members.

SUPERSTRUCTURE

Shall be to Designer's specifications and meet or exceed A.B.S. requirements. Where deck stiffeners are eliminated due to deck openings the stiffeners shall be headed with properly sized members.

BULBOUS BOW

A Bulbous bow shall be incorporated in to the design, with shape and size according to these vessels' characteristics. Bulb shall have swash plates and plating shall be equal to hull plating in area of bulb. Bulb to have 316L stainless or other agreed material strike strips on top.

Major Machinery & Equipment

MAIN ENGINE

Two (2) Caterpillar engines model C18 Acert, B- rated EM0265-00 Electronic, rated at 671 BHP @ 2100 RPM, 24V elec. start, lubricating oil filters, dry exhaust manifolds, 24V alarm system, mechanical instrument panel. Main engines are to be painted white. The engines shall include the "deep" oil pan option

REDUCTION GEARS

Two (2) Twin disk reduction gears model ____or similar, ____ ratio, oil cooler, engine mounted. They shall be the Quick-shift "velvet drive" gear model

GENERATORS

Two Northern Lights M1064-HL 99 KW @ 1800 rpm, 120/208 VAC three phase, 24Volt DC elec. start or similar; MCA classed. Generators to have accessories to permit generator paralleling

ENGINE CONTROLS

The engine control system is to be Kobelt and is to be set up with 2 fixed stations and 3 remote stations. Control locations as per GA. One located in the wheel house to service both wing stations, one located on the boat deckforward and one located at the stern, The system includes the Remote control SPA 10590 or similar

HYDRAULIC STEERING

Hydraulic power steering shall be Kobelt or Jaztran



All Ocean Yachts-Bray Ocean Rover 132

BOW THRUSTER\STERN THRUSTER

Bow Thruster 20"; Trac/American bow thruster or equal thruster, 100 HP, it is to be driven of the main engine gears with electric clutch.

WINDLASS & GROUND TACKLE

All chain to be stud link and the both anchors to weight 280 Kgs and be of the Navy high hold type, each shall have a total of 160m (149') of 19m stud link chain.. The two (2) windless are to be Muir VRC8000 or similar

AIR CONDITIONING SYSTEM

Technicold 4 stage total of 4 tons, with, variable frequency drives 10hp 208-240VAC 3PH input/3ph output nema1.UV light and strip heater and immersion heater or Aqua Air Alpha Series model or similar Chilled Water system. *There shall be two (2) raw water pumps and two freshwater circulating pumps included with the system, plumped for fast switch over*

STABILIZERS

Quantum Marine Zero speed stabilizer system or similar sized as per manufacturer's recommendation . A second pump shall be installed with one on each transmission. The Quantum system shall power the, stabilizers, windless, crane and deck winches.

CRANE/DAVIT

2 (Two) x 4 (Four) ton cranes, with back up 24v DC hydraulic power unit with remote control, one of which is MCA approved

PASSERELLE AND SIDE BOARDING LADDER

One hydraulic fully retracting passerelle to extend 6' past the edge of the swim platform. One hydraulic side boarding ladder

ELECTRICAL SYSTEM

The switch board shall be by Atlas or equal and shall have seamless transfer from generator to generator and from shore power to generator, the switch board shall have full power management capabilities including generator paralleling and auto starts. ATLAS or Equal 100 KVA power conversion is included in the system

BILGE SYSTEM

The system shall include an oily water separator, 120 volt system and a light dewatering DC system

SEA CHESTS

(2) two Designers ocean serviceable sea chests in the engine room using 12" pipe (Steel). The sea valves shall be flanged bronze ball valves, 3-piece. Flanged joints shall be completely isolated due to dissimilarity. Removable strainer plates will be fitted to the bottom of the hull in way of the sea chests. A blow down point shall be installed to allow a compressed air hose to be fitted to the system the vent shall be led to a point above the main deck level. The system shall have a CuNi cross over pipe. There shall be a primary filters located in the two stand pipes, the stand pipes shall end above the water line and have removable tops of a clear material as allowed by A.B.S. The tops shall have a quick release system. All Engine room piping for salt water shall be CuNi

BLACK & GREY WATER SYSTEM

Head Hunter head system shall be installed complete with toilets, and all instruments and controls. All waste from the toilets shall be pumped to the appropriate black water tank. Headhunter black water treatment system installed, to



All Ocean Yachts-Bray Ocean Rover 132

process both black and gray water.

FUEL OIL SYSTEM

The fuel oil system shall be comprised of approximately 21,500 gals in four (4) or five (5) tanks, two (2) main tanks, one (1) forward tanks, (1) day tank (1200 gals approx.) and one aft tank. Alfa Laval fuel system model MIB 303 shall be installed with drain to dirty oil tank. There shall be a reel hose tender filling system incorporated into the fuel system.

POTABLE WATER SYSTEM

(2) pressure sets, Headhunters, Mach5, Aqua-Box or SubpaQ with Hydro-Glass shallow well jet pump

COMPRESSED AIR SYSTEM

One (1) ½ hp model 3C-2425252D air compressor with one (1) 2.5 gal reserve tank with water trap and drain, or equal. One (1) 18' self-coiling hose with quick disconnect and fittings in engine room.

Disclaimer

The Company offers the details of this vessel in good faith but cannot guarantee or warrant the accuracy of this information nor warrant the condition of the vessel. A buyer should instruct his agents, or his surveyors, to investigate such details as the buyer desires validated. This vessel is offered subject to prior sale, price change, or withdrawal without notice.

Disclaimer

The company offers the details of this vessel in good faith but cannot guarantee or warrant the accuracy of this information nor warrant the condition of the vessel. A buyer should instruct their agents, or their surveyors, to investigate such details as the buyer desires validated. This vessel is offered subject to prior sale, price change, withdrawal without notice, and tax when applicable.



All Ocean Yachts-Bray Ocean Rover 132



All Ocean Yachts-Bray Ocean Rover 132

+44 (0) 207 183 4393 • ENQUIRIES@TJBSUPERYACHTS.COM

24.11 CODA STUDIOS, 189 MUNSTER ROAD, FULHAM, LONDON, SW6 6AW, UK