



Type	Motor Yacht Flybridge	Classification	--
Top	Bimini Top	Class Type	--
Model	38 FLY	Builder	AZIMUT YACHTS
Manuf. Year	2011	Naval Architect	--
Refit Year	--	Interior Design	--
LOA	38' (11.58m)	Hull	Fiberglass
Beam	12' 5" (3.78m)	Deck	--
Draft Min/Max	3' 10" (1.17m) / 3' 10" (1.17m)	Engines	2x, Cummins, QSB 5.9, 380 HP
GRT	27600 Lbs	Max Speed	--
Fuel	290 Gal	Cruise Speed	--
Water	100 Gal	Range	--
Flag	US	Accommodations	2 strms

ASKING PRICE: \$359,900 USD

2



3



4



5



6



7



8



9



10



11



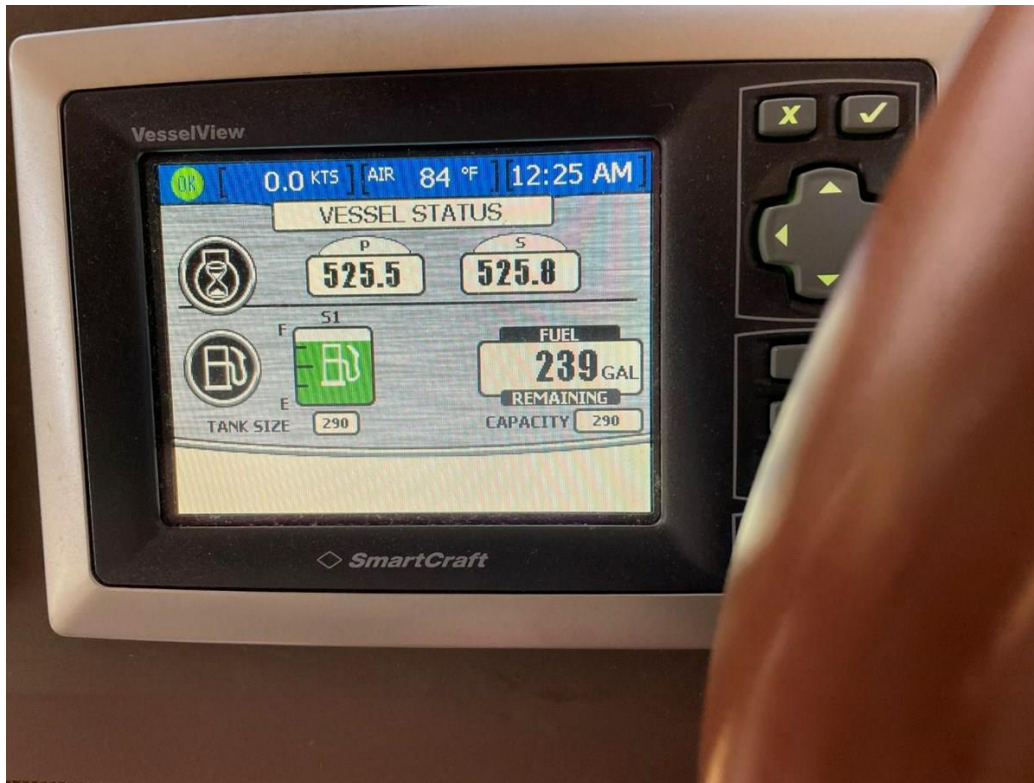
12



13



14



14A




15




16



17



18



19



20



21



22



23



24



25



26



Key Features & Upgrades

Covers

- Bimini Top

Electrical Equipment

- Generator: Cummins Onan generator 9kw
- Inverter: Victron

Electronics

- Depthsounder
- Radar: Raymarine
- TV Set: Sony nsz-gt1 video entertainment system
- Navigation Center: Cummins smart craft display
- Plotter: Raymarine c140 wide
- DVD Player: KVH SAT TV M3 W/3 DSS RECEIVERS
- Autopilot: Raymarine autopilot st600-2
- Radio: Fusion stereo and speakers
- Compass
- CD Player: Sony stereo with Ipod Dock
- GPS: Raymarine c140 wide
- Cockpit Speakers: Sony outdoor stereo speakers
- VHF: Raymarine 240 E VHF

Inside Equipment

- Dishwasher
- Bow Thruster: Xenta joystick with thruster
- Oven: Kenyon two burner electric cooktop
- Manual Bilge Pump
- Microwave Oven: avanti microwave
- Air Conditioning: Webasto
- Electric Head: tecma thetford electric
- Refrigerator: isotherm refrigerator freezer

Outside Equipment/Extras

- Teak Cockpit
- Cockpit Shower
- Cockpit Cushions
- Swimming Ladder

Additional Equipment

- Joystick Control on Both Helm Stations